

Quality

Windows Doors Conservatories

*Safe, Strong & Secure
Energy Saving
Stylish Choice
High Performance
Exceptional Value*



Stylish ■ IMPROVE AND COMPLEMENT YOUR HOME

All our products are designed to complement your Home, with a wide range of beautiful styles to choose from; our products not only improve the aesthetics but enhance a homes security and significantly improve its energy efficiency. Ensuring any investment is matched by your homes future value.



Chamfered

With all the functional attributes you would expect from a quality assured product, our **chamfered** range places an equal emphasis on aesthetic value.

With a comprehensive selection of styles and designs to choose from, you can be confident our **chamfered** range will look so much better and be so much more secure.

Internally glazed with a choice of designs and glazing styles, the **chamfered** range allows you to transform your home to suit your individual taste.

Constructed using some of the finest, low maintenance materials, the **chamfered** range is available in a choice of effects with an additional option of woodgrain on white frames.

Its bespoke good looks makes the **chamfered** range the perfect complement to contemporary or period properties, adding style and value.

Suitably stylish, yet versatile enough to echo and embellish the architectural integrity of any home. The **chamfered** range is the perfect choice for people who appreciate the finer things in life.



Sculptured

The next generation is here. The new **sculptured** range is more intricate in its detail providing the looks of high quality joinery. Offers significant improvement over timer and first time replacement PVCu windows.

Curved not cornered, the **sculptured** range defies convention with a rounded and fully sculptured profile that offers a more attractive and stylish alternative to standard windows and doors.

The decorative design is slimmer in appearance and offers the same levels of security and superior build quality that homeowners have come to expect.

Chamfered



White



Mahogany



Rosewood



Light Oak

Welcome



FRAMEWORK - the latest PVCu technology with no compromise, wide range of colour finishes, choice of white, mahogany, rosewood, light oak, cream, black and grey being some of the more popular. Either applied to all surfaces or external only. Our windows and doors are 70mm deep and have been purposely designed for the UK market's unique architecture.

GLAZING - our products are glazed from the inside, using removable beads, available in chamfered or sculptured designs to match your specific application. Fitted with Heatguard® full 28mm argon filled warm edge high performance sealed glazing units.

ENERGY SAVING - energy efficiency is the central drive in our product development programme. Fact; your investment in energy efficiency windows will always be returned during their own lifetime, in the form of reduced household energy costs. Our range of double glazed windows were the first in the UK to be awarded an 'A' rating by the British Fenestration Ratings Council.

WINDOW SECURITY -

products are fitted with our unique Homeguard™ range of locks and handles. Purpose designed and sourced in the UK. Probably the most ergonomic designs available in our market today, meet the strict criteria of British Standards for enhanced security.

DOOR SETS - a truly complete package, with Homeguard™ security system, incorporating a full length hook locking keep, heavy duty flag hinges with 3 - dimensional adjustment and suited furniture. All reinforced with rolled steel sections. Designed and proven to meet British Standards for enhanced security.

Sculptured



White



Rosewood



Light Oak






Strong, Safe & Secure

- TRIED AND TESTED TO STAND THE TEST OF TIME.
- SUDDENLY YOU DON'T FEEL SO VULNERABLE.
- ALL PRODUCTS CARRY THE HIGHEST SECURITY ACCREDITATION

Homeguard™ is a unique hardware security system for windows and doors. All components have been purpose designed and selected to ensure the finished products performance can surpass all standards laid down for enhanced security and is also durably, long lasting and pleasing to the eye.



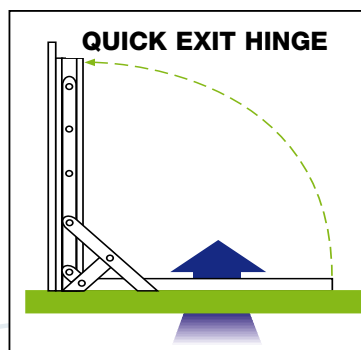
- 1 Sculptured glazing bead (optional).
- 2 Steel reinforcement for strength and rigidity where necessary.
- 3 Sculptured and Chamfered profile finish.
- 4 Black low-line gaskets.
- 5 Multi-chambered profile.
- 6 Sculptured internally beaded sash (optional)
- 7 70mm profile with 28mm sealed units, for better strength, sound proofing and insulation.

FULLY WELDED PROFILE

High impact 70mm framework with thermally welded joints provides integral strength which is further increased, where necessary, through the incorporation of fully galvanised steel reinforcement into the multi-chambered structure of the profile.

QUICK EXIT / EASY CLEAN HINGE

The quick exit hinge can be opened to allow unrestricted means of escape in an emergency (available as an option). This also allows the opening to slide to gain access for cleaning.



Two security Claws fitted as Standard to each sash.

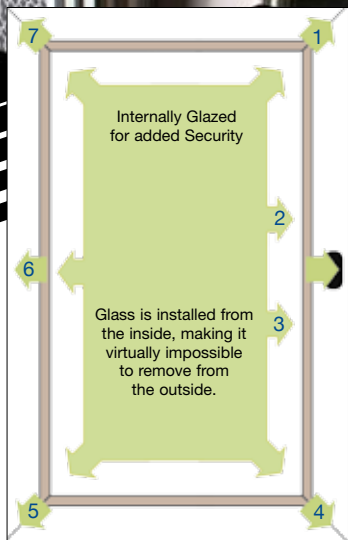
RESTRICTOR HINGE

A thoughtful touch, the restrictor hinge (available as an option) keeps young children safe and secure whilst being child-proof in operation.

This innovative hinge limits the opening of the window preventing anyone from accidentally falling.

A pressure pad concealed within the hinge mechanism allows the window to be opened fully by an adult. The restrictor hinge is recommended for windows fitted in children's bedrooms.





The combination of locking points that secure the window in all four corners and four sides of the frame, and its internally glazed design that prevents the glass from being removed from the outside, makes HOMEGUARD™ the right choice.

- ① Shootbolt
- ② Bi directional hooks
- ③ Bi directional hooks
- ④ Shootbolt
- ⑤ High security hinge claws
- ⑥ Locking wedge
- ⑦ High security hinge claws

HOMEGUARD™ offers proven protection against burglary with multi-point locking systems fitted as standard on all windows and doors.



DOORS



The security specification on every HOMEGUARD™ product includes locking points strategically positioned on the hinge and handle sides to provide effective all around anti-intruder protection.



Fully Adjustable Security Hinges fixed directly into steel reinforcement.



Every single component of the HOMEGUARD™ system is specified to an uncompromising standard. Even the screws used are superior grades, that have been tested for 1000 hours in a salt spray chamber to ensure their quality.



Hookbolt x 3
Anti-lift pins x 3
Compression Rollers x 4

3 Security Hinges

Peaceful & Warm

■ ENVIRONMENTALLY FRIENDLY & ENERGY SAVING

The British Fenestration Rating Council's 'Window Energy Rating' scheme calculates the overall energy efficiency of windows. It has given consumers an easy way to distinguish between the top energy saving A-C rated windows and less eco-friendly alternatives.

Now consumers can instantly verify the performance claims of manufacturers and compare different window types according to their need – as well as deciding which product is best, and most importantly whether they're getting value for money. In the future all window products are likely to be energy rated. This will make it even easier to choose the right energy efficient glazing – one that generates tangible savings for the home, and the environment.

Just another reason you're more comfortable at home with HeatGuard.®

Energy Window	
<small>Tradeflex Direct Limited</small> PVC U Casement Window <small>Tradeflex Heat-Guard Thermal (Rehau)</small>	
	A
<small>Energy Index (kWh/m²/year)</small> <small>(Energy Index certified by BFRC and based on UK standard window. The actual energy consumption for a specific application will depend on the building, the local climate and the indoor temperature)</small>	2
<small>The climate zone is:</small>	UK
<small>Thermal Transmittance (U_{value})</small> <small>Solar Factor (g_{value})</small> <small>Effective Air Leakage (L_{value})</small>	1.4 W/m².K 0.45 0.00 W/m³.K
	<small>Reg. No.: 1532 M009</small> www.bfrc.org
<small>This label is not a statutory requirement. It is a voluntary label provided as a customer service to allow consumers to make informed decisions on the energy performance of competing products.</small>	

Energy Window	
<small>Tradeflex Direct Limited</small> PVC U Casement Window <small>Tradeflex Heat-Guard Plus (Rehau)</small>	
	B
<small>Energy Index (kWh/m²/year)</small> <small>(Energy Index certified by BFRC and based on UK standard window. The actual energy consumption for a specific application will depend on the building, the local climate and the indoor temperature)</small>	-7
<small>The climate zone is:</small>	UK
<small>Thermal Transmittance (U_{value})</small> <small>Solar Factor (g_{value})</small> <small>Effective Air Leakage (L_{value})</small>	1.4 W/m².K 0.41 0.00 W/m³.K
	<small>Reg. No.: 1533 M009</small> www.bfrc.org
<small>This label is not a statutory requirement. It is a voluntary label provided as a customer service to allow consumers to make informed decisions on the energy performance of competing products.</small>	



Fuel bills reduced by up to 25% a year

HeatGuard® Energy efficient windows cut heat loss through windows, and can reduce fuel bills for householders by up to 25% a year. Just from reducing the running time of your heating system and locking in thermal energy, you can achieve warmer, healthier housing for the same or less expense.

up to 2dB in noise reduction


Installing HeatGuard® energy efficient windows can significantly improve the sound quality in your home. With high-performance glazing, sound resistance is enhanced and a higher quality of air, noise and light filtration achieved - ultimately providing you with a more comfortable internal environment.



70mm PVCu FRAME

Multichambered PVCu 70mm casement profiles. Providing very low levels of thermal transmittance (U-Value) together with minimal air leakage (Pa pressure).

Designed by a leading European company providing polymer solutions, throughout the world. Heatguard® products also incorporate the very latest in security with internal beading & high security locking mechanisms.



LOW E GLASS

The use of coated insulating glass, resulting in low surface emissivity, with lower levels of thermal transmittance compared with traditional glazing. It reduces the amount of heat loss out through your window, whilst allowing heat (energy) from the sun in.

This effect is known as solar gain and as it comes from the sun its free of charge. Our warm edge sealed units are 28mm wide leaving a 20mm cavity which is filled with Argon, an inert gas thermal 'blanket'. Your home automatically feels warmer without the need to turn up the heating.



WARM EDGE SPACER

Innovative warm edge Super Spacer® a non-metal solution. This extruded organic EPDM, spacer includes a 10 layer vapour barrier and a dual seal structural adhesive. It provides the 'back-bone' of our high performance insulated glass units. With vastly improved thermal efficiency, they also deliver better sound proofing, dramatically less condensation and longer life expectancy than more traditional metal spacer bars.



Options & Choice

■ A RANGE OF TAILORED PRODUCTS TO SUIT YOUR PERSONAL NEEDS




PATIO AND FRENCH DOORS

For both aspects, inside and out, our patio and french doors add a graceful, luxurious touch to any conservatory or home.

Practical and convenient in configuration, their wide opening provides maximum ventilation and unrestricted access - not to mention a wonderful, satisfying view of your garden.




- Steel Reinforced Outer Frame & Sash.
- Fully Welded Frame Joints.
- 24mm High Insulation Double Glazed Units.
- No Vulnerable External Glazing.
- Co-extruded twin glazing gasket.
- Central Locking and anti-lift pin.
- 4 High-security bi-directional hook bolt lock built into one-piece steel keep.
- Stainless steel track and rollers for smooth operation.
- Cushioning Buffers Top and Bottom.
- Double Aluminium threshold.



- Low Maintenance, paint free, robust and easy clean surface. Manufactured for strong impact strength, and both thermal and UV stable.
- Fully sealed door leaf to prevent water penetration.
- Cassette system with 28mm toughened glass.
- Multi point locking system with 3 high security hookbolts.
- Stylish Handles
- Embossed Woodgrain texture for traditional looks and feel of timber.
- Frames are steel reinforced 70mm PVCu,
- High security hinges
- Weather protection drip rail.

COLOUR RANGE





TILT POSITION

TILT & TURN



TURN POSITION

Versatile and practical, tilt and turn windows have the benefits of controlled ventilation and easy cleaning

TRADITIONAL SLIDING SASH WINDOWS

Ideal for period homes Low maintenance PVCu



LOCKING WINDOW HANDLES



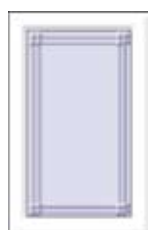
Our locking window handles are contemporary, elegant and practical. Their key-locking feature banishes unsightly separate locks, keeping the window's line clean and smooth looking. Available in a brilliant white finish, silver, chrome, black or gold finish. All with matching door furniture

FLOATING MULLION DESIGN

A valuable asset for any home with small windows for fire escape facility.




Glass Styles and Ideas




Bevel Glass



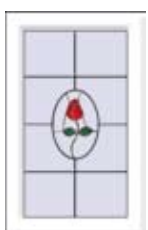
Diamond Lead Glass



Georgian Bar Glass



Square Lead Glass



Stained Glass / Lead

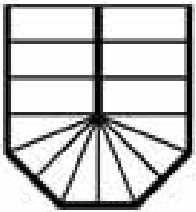
With a glass design to suit every taste and style, you can be sure we can provide the design to suit you.

Conservatories

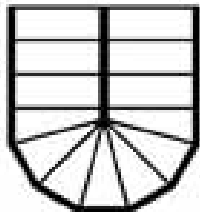
■ AN ENDLESS CHOICE - FROM SUN LOUNGES, VICTORIAN, EDWARDIAN, COMBINATION & BESPOKE

Tailor made conservatories to suit every style of house.

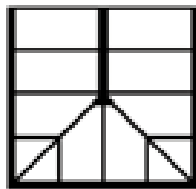
Take advantage of our professional design service, we take the time to understand your specific requirements and needs from initial concept right through to completion.




**3 segment
Victorian**




**5 segment
Victorian**



Georgian



Gable



Lean to





Choosing the right design

A well designed conservatory should complement and enhance the look of existing architecture.

We can simulate how the chosen design will look by use of CAD software to help make your decision a little simpler.



Add Space and Style

Whether it be extra living space for a small suburban home or a welcoming addition to a country dwelling, a conservatory is the perfect complement.

It's also worth confirming that the building materials and in particular the bricks match with the existing masonry in style and colour.

The positioning of doors and number of opening windows is also worth giving consideration to.

And, don't forget that you don't have to restrict yourself to the more conventional designs - conservatories can be tailor made on corners of your home or anywhere else.



Windows, Doors & Conservatories

With
Quality & Service
You can depend on

